


# IAPMO RESEARCH AND TESTING, INC.

5001 E. Philadelphia Street, Ontario, CA 91761 • Phone (909) 472-4100 • Fax (909) 472-4244 • [www.iapmort.org](http://www.iapmort.org)



## CERTIFICATE OF LISTING



IAPMO Research and Testing, Inc. is a product certification body in which its product certification system includes inspection and testing of samples taken from the supplier's stock or from the market or a combination of both to verify compliance to the requirements of applicable codes and standards. This activity is coupled with periodic surveillance of the supplier's factory and/or warehouses as well as the assessment of the supplier's Quality Assurance System. This listing is subject to the conditions set forth in the characteristics below and is not to be construed as any recommendation, assurance or guarantee by IAPMO Research and Testing, Inc. of the product acceptance by Authorities Having Jurisdiction.

*Issued To:*

**Wilhelm Schmidlin AG**

GOTTHARDSTRASSE 51 CH-6414 OBERARTH, SWITZERLAND

*Product:*

**Enamelled Cast Iron and Enamelled Steel Plumbing Fixtures**

*Products are in compliance with the following code(s):*

**Uniform Plumbing Code (UPC®)  
National Standard Plumbing Code**

*Products are certified to the following standard(s)*

**ASME A112.19.1-2018/CSA B45.2-18**

**File Number:** 10318

**Effective Date:** March 2024

**Void After:** March 2029\*

  
Chairman, Product Certification Committee




  
Chief Technical Service Officer

\*This certificate is not evidence of current listing. To verify listing status, visit the IAPMO R&T Product Listing Directory at [pld.iapmo.org](http://pld.iapmo.org)

This listing period is based upon the last date of the month indicated on the Effective Date and Void After Date shown above. Any change in material, manufacturing process, marking or design without having first obtained the approval of the Product Certification Committee, or any evidence of non-compliance with applicable codes and standards or of inferior workmanship, may be deemed sufficient cause for revocation of this listing. Production of or reference to this form for advertising purposes may be made only by specific written permission of IAPMO Research and Testing, Inc. Any alteration of this certificate could be grounds for revocation of the listing. This document shall be reproduced in its entirety.

# IAPMO RESEARCH AND TESTING, INC.

## CERTIFICATE OF LISTING



Issued To: Wilhelm Schmidlin AG

Effective Date: March 2024

File Number: 10318

Product: Enamelled Cast Iron and Enamelled Steel  
Plumbing Fixtures

Void After: March 2029

This certificate is not evidence of current listing. To verify listing status, visit the IAPMO R&T Product Listing Directory at [pld.iapmo.org](http://pld.iapmo.org)

### Identification:

Each fixture shall be marked with the manufacturer's name or registered trademark. In case of private labeling, the name of the customer for whom the fixture was manufactured. The markings shall be permanent, legible, and visible after installation. Fixtures that require proprietary (non-standard) components such as supply fittings, waste fittings, or water seats, shall indicate in accompanying literature or in the packaging that such components are provided by the manufacturer. Fixtures that do not comply with one or more of the dimensional requirements of the standard shall be marked with an "N" to indicate the non-standard nature of the fixture. Fixtures that require proprietary components shall be accompanied by literature that identifies the proper replacement parts. Bathtub and shower bases that use field installed flanges shall have a label stating "Do not install this fixture against a wall unless the appropriate flange is first installed." (The equivalent French wording is "Nes pas fixer cet appareil au mur à moins que la bride appropriée n'ait été préalablement installée"). The flange kits shall include installation instructions. The packaging shall be marked with the manufacturer's name or registered trademark. In the case of private labeling, units shall be marked with the name of the customer for whom the fixture was manufactured. The packaging shall also be marked with the model number. The product shall also bear the UPC® certification mark.


### Characteristics:

Enameled Formed Steel Plumbing Fixtures may include bathtubs, drinking fountains and water coolers, lavatories, shower bases, or sinks. To be installed in accordance with the manufacturer's instructions and the requirements of the latest edition of the Uniform Plumbing Code.

Products listed on this certificate have been tested by an IAPMO R&T recognized laboratory. This recognition has been granted based upon the laboratory's compliance to the applicable requirements of ISO/IEC 17025.

# IAPMO RESEARCH AND TESTING, INC.

## CERTIFICATE OF LISTING



Issued To: Wilhelm Schmidlin AG

Effective Date: March 2024

File Number: 10318

Product: Enamelled Cast Iron and Enamelled Steel  
Plumbing Fixtures

Void After: March 2029

This certificate is not evidence of current listing. To verify listing status, visit the IAPMO R&T Product Listing Directory at [pld.iapmo.org](http://pld.iapmo.org)


### Models

#### BATHTUBS:

Model Number	Description	Dimension
1018-0021	Riva Custom Production (smallest size)	68" x 30" Tile_Flange right/back, center-drain (172,7x76,2)
1018-0022	Riva Custom Production (smallest size)	68" x 30" Tile_Flange left/back, center-drain (172,7x76,2)
1041-0015	NORM Classic Custom Production (smallest size)	66" x 30" Tile_Flange left/back, drain left (167,6x76,2)
1041-0016	NORM Classic Custom Production (smallest size)	66" x 30" Tile_Flange right/back, drain right (167,6x76,2)
1086-0015	NORM Classic Custom Production (largest size)	70" x 32" Tile_Flange left/back, drain left (177,8x81,3)
1086-0016	NORM Classic Custom Production (largest size)	70" x 32" Tile_Flange right/back, drain right (177,8x81,3)
1382-0015	SELLA SHAPE freestanding bathtub	68 7/8" x 31 1/2" x 17 3/4" / 22 5/8" (175x80x45/57,5)
1406-0015	SELLA SHAPE freestanding bathtub	76 3/4" x 37 3/8" x 17 3/4" / 22 5/8" (195x95x45/57,5)
1588-0017	NORM Classic Standard	60" x 30" Tile_Flange 3 sides, drain left(152,4x76,2)
1588-0018	NORM Classic Standard	60" x 30" Tile_Flange 3 sides, drain right(152,4x76,2)
1624-0015	SELLA SHAPE freestanding bathtub	72 7/8" x 33 1/2" x 17 3/4" / 22 5/8"(185x85x45/57,5)
1726-0015	Riva Custom Production (largest size)	75" x 36" Tile_Flange right/back, center-drain(190,5x91,4)
1726-0016	Riva Custom Production (largest size)	75" x 36" Tile_Flange left/back, center-drain (190,5x91,4)
2134-9999	CORSO largest size (available with tile flanges)	75" x 36" x 17 3/4"
2139-9999	CORSO smallest size(available with tile flanges)	68" x 31" x 17 3/4"
2290-xxxx	SELLA SHAPE FRONT, with integrated apron	68 3/4" x 31 1/2"
2291-xxxx	SELLA SHAPE FRONT, with integrated apron	70 3/4" x 33 1/2"
2295-xxxx	URBAN CLASSIC with integrated apron, left and right version	60" x 32"
2300-xxxx	URBAN CLASSIC with integrated apron, left and right version	60" x 30"
2432-xxxx	Riva Classic	60" x 32"

# IAPMO RESEARCH AND TESTING, INC.

## CERTIFICATE OF LISTING



Issued To: Wilhelm Schmidlin AG

Effective Date: March 2024

File Number: 10318

Product: Enamelled Cast Iron and Enamelled Steel  
Plumbing Fixtures

Void After: March 2029

This certificate is not evidence of current listing. To verify listing status, visit the IAPMO R&T Product Listing Directory at [pld.iapmo.org](http://pld.iapmo.org)


Model Number	Description	Dimension
2451-xxxx	Riva Classic	60" x 30"

### WASHBASINS:

Model Number	Description	Dimension
1013-0003	CONTURA drop-in	18 1/2" x 17 3/4" (47x45)
1013-0005	CONTURA drop-in with overflow hole	18 1/2" x 17 3/4" (47x45)
1021-0003	CONTURA counter-top	25 5/8" x 17 3/4" (65x45)
1021-0005	CONTURA counter-top with overflow hole	25 5/8" x 17 3/4" (65x45)
1043-0003	ORBIS Vario Custom Production (largest size)	42 1/2" x 21 3/4" x 4 7/8" (108x55,2x12,5)
1052-0003	ORBIS drop-in	23 5/8" x 17 3/4" (60x45)
1052-0005	ORBIS drop-in with overflow hole	23 5/8" x 17 3/4" (60x45)
1066-0003	CONTURA wall-mounted	18 1/2" x 17 3/4" (47x45)
1066-0005	CONTURA wall-mounted with overflow hole	18 1/2" x 17 3/4" (47x45)
1101-0004	ORBIS wall-mounted with faucet hole	23 5/8" x 19 5/8" (60x50)
1101-0006	ORBIS wall-mounted with faucet hole and overflow hole	23 5/8" x 19 5/8" (60x50)
1102-0004	ORBIS drop-in with faucet hole	17 3/4" x 19 5/8" (45x50)
1102-0006	ORBIS drop-in with faucet hole and overflow hole	17 3/4" x 19 5/8" (45x50)
1103-0003	ORBIS wall-mounted	39 3/8" x 17 3/4" (100x45)(basin right)
1103-0005	ORBIS wall-mounted with overflow hole	39 3/8" x 17 3/4" (100x45)(basin right)
1115-0004	ORBIS wall-mounted with faucet hole	55 1/8" x 19 5/8" (140x50)
1115-0006	ORBIS wall-mounted with faucet hole and overflow hole	55 1/8" x 19 5/8" (140x50)
1121-0003	CONTURA counter-top	18 1/2" x 17 3/4" (47x45)
1121-0005	CONTURA counter-top with overflow hole	18 1/2" x 17 3/4" (47x45)
1136-0003	ORBIS wall-mounted	17 3/4" x 17 3/4" (45x45)
1136-0005	ORBIS wall-mounted with overflow hole	17 3/4" x 17 3/4" (45x45)
1188-0004	CONTURA counter-top with faucet hole	18 1/2" x 19 5/8" (47x50)

# IAPMO RESEARCH AND TESTING, INC.

## CERTIFICATE OF LISTING



Issued To: Wilhelm Schmidlin AG

Effective Date: March 2024

File Number: 10318

Product: Enamelled Cast Iron and Enamelled Steel  
Plumbing Fixtures


Void After: March 2029

This certificate is not evidence of current listing. To verify listing status, visit the IAPMO R&T Product Listing Directory at [pld.iapmo.org](http://pld.iapmo.org)

Model Number	Description	Dimension
1188-0006	CONTURA counter-top with faucet hole and overflow hole	18 1/2" x 19 5/8" (47x50)
1191-0003	ORBIS Vario Custom Production (smallest size)	16 7/8" x 16 7/8" x 1 1/2" (43x43x1,2)
1209-0004	ORBIS counter-top with faucet hole	17 3/4" x 19 5/8" (45x50)
1209-0006	ORBIS counter-top with faucet hole and overflow hole	17 3/4" x 19 5/8" (45x50)
1226-0004	CONTURA drop-in with faucet hole	25 5/8" x 19 5/8" (65x50)
1226-0006	CONTURA drop-in with faucet hole and overflow hole	25 5/8" x 19 5/8" (65x50)
1232-0003	CONTURA wall-mounted	33 1/2" x 17 3/4" (85x45)
1232-0005	CONTURA wall-mounted with overflow hole	33 1/2" x 17 3/4" (85x45)
1239-0007	ORBIS-Mini drop-in	15 3/4" x 11 3/4" (40x30)
1239-0008	ORBIS-Mini drop-in with faucet hole	15 3/4" x 11 3/4" (40x30)
1241-0003	ORBIS drop-in	17 3/4" x 17 3/4" (45x45)
1241-0005	ORBIS drop-in with overflow hole	17 3/4" x 17 3/4" (45x45)
1255-0003	ORBIS wall-mounted	31 1/2" x 17 3/4" (80x45)(basin left)
1255-0005	ORBIS wall-mounted with overflow hole	31 1/2" x 17 3/4" (80x45)(basin left)
1259-0004	ORBIS drop-in with faucet hole	23 5/8" x 19 5/8" (60x50)
1259-0006	ORBIS drop-in with faucet hole and overflow hole	23 5/8" x 19 5/8" (60x50)
1263-0004	ORBIS wall-mounted with faucet hole	39 3/8" x 19 5/8" (100x50)(basin right)
1263-0006	ORBIS wall-mounted with faucet hole and overflow hole	39 3/8" x 19 5/8" (100x50)(basin right)
1282-0003	CONTURA drop-in	25 5/8" x 17 3/4" (65x45)
1282-0005	CONTURA drop-in with overflow hole	25 5/8" x 17 3/4" (65x45)
1305-0003	ORBIS wall-mounted	23 5/8" x 17 3/4" (60x45)
1305-0005	ORBIS wall-mounted with overflow hole	23 5/8" x 17 3/4" (60x45)
1336-0003	ORBIS counter-top	17 3/4" x 17 3/4" (45x45)
1336-0005	ORBIS counter-top with overflow hole	17 3/4" x 17 3/4" (45x45)
1346-0004	ORBIS counter-top with faucet hole	23 5/8" x 19 5/8" (60x50)

# IAPMO RESEARCH AND TESTING, INC.

## CERTIFICATE OF LISTING



Issued To: Wilhelm Schmidlin AG

Effective Date: March 2024

File Number: 10318

Product: Enamelled Cast Iron and Enamelled Steel  
Plumbing Fixtures


Void After: March 2029

This certificate is not evidence of current listing. To verify listing status, visit the IAPMO R&T Product Listing Directory at [pld.iapmo.org](http://pld.iapmo.org)

Model Number	Description	Dimension
1346-0006	ORBIS counter-top with faucet hole and overflow hole	23 5/8" x 19 5/8" (60x50)
1351-0004	CONTURA counter-top with faucet hole	25 5/8" x 19 5/8" (65x50)
1351-0006	CONTURA counter-top with faucet hole and overflow hole	25 5/8" x 19 5/8" (65x50)
1368-0007	ORBIS-Mini counter-top	15 3/4" x 11 3/4" (40x30)
1368-0008	ORBIS-Mini counter-top with faucet hole	15 3/4" x 11 3/4" (40x30)
1380-0004	ORBIS wall-mounted with faucet hole	31 1/2" x 19 5/8" (80x50)(basin left)
1380-0006	ORBIS wall-mounted with faucet hole and overflow hole	31 1/2" x 19 5/8" (80x50)(basin left)
1410-0003	CONTURA wall-mounted	25 5/8" x 17 3/4" (65x45)
1410-0005	CONTURA wall-mounted with overflow hole	25 5/8" x 17 3/4" (65x45)
1431-0004	CONTURA wall-mounted with faucet hole	18 1/2" x 19 5/8" (47x50)
1431-0006	CONTURA wall-mounted with faucet hole and overflow hole	18 1/2" x 19 5/8" (47x50)
1454-0003	ORBIS wall-mounted	39 3/8" x 17 3/4" (100x45)(basin left)
1454-0005	ORBIS wall-mounted with overflow hole	39 3/8" x 17 3/4" (100x45)(basin left)
1459-0003	ORBIS wall-mounted	55 1/8" x 17 3/4" (140x45)
1459-0005	ORBIS wall-mounted with overflow hole	55 1/8" x 17 3/4" (140x45)
1495-0004	CONTURA wall-mounted with faucet hole	33 1/2" x 19 5/8" (85x50)
1495-0006	CONTURA wall-mounted with faucet hole and overflow hole	33 1/2" x 19 5/8" (85x50)
1506-0004	ORBIS wall-mounted with faucet hole	31 1/2" x 19 5/8" (80x50)(basin right)
1506-0006	ORBIS wall-mounted with faucet hole and overflow hole	31 1/2" x 19 5/8" (80x50)(basin right)
1554-0004	DUETT drop-in with faucet hole	26" x 19 1/2" (66x49.5)
1576-0004	CONTURA wall-mounted with faucet hole	25 5/8" x 19 5/8" (65x50)
1576-0006	CONTURA wall-mounted with faucet hole and overflow hole	25 5/8" x 19 5/8" (65x50)
1636-0004	ORBIS wall-mounted with faucet hole	39 3/8" x 19 5/8" (100x50)(basin left)
1636-0006	ORBIS wall-mounted with faucet hole and overflow hole	39 3/8" x 19 5/8" (100x50)(basin left)

# IAPMO RESEARCH AND TESTING, INC.

## CERTIFICATE OF LISTING



Issued To: Wilhelm Schmidlin AG

Effective Date: March 2024

File Number: 10318

Product: Enamelled Cast Iron and Enamelled Steel  
Plumbing Fixtures

Void After: March 2029


This certificate is not evidence of current listing. To verify listing status, visit the IAPMO R&T Product Listing Directory at [pld.iapmo.org](http://pld.iapmo.org)

Model Number	Description	Dimension
1653-0007	ORBIS-Mini wall-mounted	15 3/4" x 11 3/4" (40x30)
1653-0008	ORBIS-Mini wall-mounted with faucet hole	15 3/4" x 11 3/4" (40x30)
1660-0003	ORBIS wall-mounted	31 1/2" x 17 3/4" (80x45)(basin right)
1660-0005	ORBIS wall-mounted with overflow hole	31 1/2" x 17 3/4" (80x45)(basin right)
1667-0003	ORBIS counter-top	23 5/8" x 17 3/4" (60x45)
1667-0005	ORBIS counter-top with overflow hole	23 5/8" x 17 3/4" (60x45)
1707-0004	ORBIS wall-mounted with faucet hole	17 3/4" x 19 5/8" (45x50)
1707-0006	ORBIS wall-mounted with faucet hole and overflow hole	17 3/4" x 19 5/8" (45x50)
1725-0004	CONTURA drop-in with faucet hole	18 1/2" x 19 5/8" (47x50)
1725-0006	CONTURA drop-in with faucet hole and overflow hole	18 1/2" x 19 5/8" (47x50)
2101-9999	MERO EVO center bowl	23 5/8" x 19 5/8" x 15 3/4"
2104-9999	MERO EVO center bowl	31 1/2" x 19 5/8" x 15 3/4"
2107-9999	MERO VARIO (faucet hole optional) smallest size (available with and without overflow hole)	50" x 23" x 4 7/8"
2115-9999	MERO VARIO (faucet hole optional) smallest size (available with and without overflow hole)	21" x 16" x 1/2"
2143-9999	MERO EVO left bowl	39 3/8" x 19 5/8" x 15 3/4"
2150-9999	MERO EVO right bowl	39 3/8" x 19 5/8" x 15 3/4"
2155-9999	MERO EVO center bowl	39 3/8" x 19 5/8" x 15 3/4"
2253-9999	MERO MINI VARIO wall-mount centric, left and right bowl	13 3/4" - 37" x 12"-23" x 4 7/8"
2269-9999	MERO MINI VARIO counter-top centric, left and right bowl	13 3/4" - 37" x 12"-23" x 1/2" - 4 7/8"
2427-0001 Iris Vessel + 2422-0001 drain	Iris Vessel with drain	12-1/4" x 12-1/4" x 3-1/2"
2429-BBBB Iris Vessel + 2422-0001 drain	Iris Vessel with drain	14-3/4" x 14-3/4" x 5-1/2"

### SHOWER BASES:

# IAPMO RESEARCH AND TESTING, INC.

## CERTIFICATE OF LISTING



Issued To: Wilhelm Schmidlin AG

Effective Date: March 2024

File Number: 10318

Product: Enamelled Cast Iron and Enamelled Steel  
Plumbing Fixtures

Void After: March 2029

This certificate is not evidence of current listing. To verify listing status, visit the IAPMO R&T Product Listing Directory at [pld.iapmo.org](http://pld.iapmo.org)

Model Number	Description	Dimension
1147-0017	Shower base superflat	60" x 30" Tile_Flange 3 sides, drain right (152,4x76,2)
1147-0018	Shower base superflat	60" x 30" Tile_Flange 3 sides, drain left (152,4x76,2)
1186-0017	Shower base superflat Custom Production (largest size )	60" x 40" Tile_Flange 3 sides, drain right (152,4x101.6)
1186-0018	Shower base superflat Custom Production (largest size)	60" x 40" Tile_Flange 3 sides, drain left (152,4x101.6)
1274-0017	Shower base flat Custom Production (smallest size)	40" x 30", 5 Tile_Flange 3 sides, drain right (101,6x77,5)
1274-0018	Shower base flat Custom Production (smallest size)	40" x 30", 5 Tile_Flange 3 sides, drain left (101,6x77,5)
1337-0017	Shower base flat	60" x 30" Tile_Flange 3 sides, right (152,4x76,2)
1337-0018	Shower base flat	60" x 30" Tile_Flange 3 sides, drain left (152,4x76,2)
1647-0017	Shower base flat Custom Production (largest size)	60" x 40" Tile_Flange 3 sides, drain right (152,4x101.6)
1647-0018	Shower base flat Custom Production (largest size)	60" x 40" Tile_Flange 3 sides, drain left (152,4x101.6)
1670-0017	Shower base superflat Custom Production (smallest size)	40" x 30", 5 Tile_Flange 3 sides, drain right (101,6x77,5)
1670-0018	Shower base superflat Custom Production (smallest size)	40" x 30", 5 Tile_Flange 3 sides, drain left (101,6x77,5)

### CUSTOM CONFIGURATIONS


#### BATHTUBS:

Base Model	Description
2250-BBBB	NORM Classic Standard
2244-BBBB	NORM Classic Custom Production
2227-BBBB	NORM Classic Custom Production
2237-BBBB	NORM Classic Custom Production
2246-BBBB	NORM Classic Custom Production
2240-BBBB	NORM Classic Custom Production
2249-BBBB	NORM Classic Custom Production



# IAPMO RESEARCH AND TESTING, INC.

## CERTIFICATE OF LISTING



Issued To: Wilhelm Schmidlin AG

Effective Date: March 2024

File Number: 10318

Product: Enamelled Cast Iron and Enamelled Steel  
Plumbing Fixtures


Void After: March 2029

This certificate is not evidence of current listing. To verify listing status, visit the IAPMO R&T Product Listing Directory at [pld.iapmo.org](http://pld.iapmo.org)

Base Model	Description
2241-BBBB	NORM Classic Custom Production
2248-BBBB	NORM Classic Custom Production
2228-BBBB	NORM Classic Custom Production
2245-BBBB	NORM Classic Custom Production
2247-BBBB	NORM Classic Custom Production
2226-BBBB	NORM Classic Custom Production
2232-BBBB	NORM Classic Custom Production
2196-BBBB	NORM Classic Custom Production
2184-BBBB	NORM Classic Custom Production
2274-BBBB	Riva Custom Production
2288-BBBB	Riva Custom Production
2268-BBBB	Riva Custom Production
2134-BBBB	CORSO Custom Production
2139-BBBB	CORSO Custom Production
2141-BBBB	CORSO Custom Production
2280-BBBB	NORM Frame Custom Production
2258-BBBB	Riva Frame Custom Production
2263-BBBB	Riva Frame Custom Production
2229-BBBB	SELLA SHAPE freestanding bathtub
2233-BBBB	SELLA SHAPE freestanding bathtub
2236-BBBB	SELLA SHAPE freestanding bathtub
2290-BBBB	SELLA SHAPE FRONT freestanding bathtub
2291-BBBB	SELLA SHAPE FRONT freestanding bathtub
<b>BBBB</b>	<b>indicates any 4 digit code representing a combination of the following parameters:</b>
<b>Range of sizes:</b>	
55"	Smallest length
75"	Largest length
28"	Smallest width
36"	Largest width

# IAPMO RESEARCH AND TESTING, INC.

## CERTIFICATE OF LISTING



Issued To: Wilhelm Schmidlin AG

Effective Date: March 2024

File Number: 10318

Product: Enamelled Cast Iron and Enamelled Steel  
Plumbing Fixtures

Void After: March 2029

This certificate is not evidence of current listing. To verify listing status, visit the IAPMO R&T Product Listing Directory at [pld.iapmo.org](http://pld.iapmo.org)

### Standard Colors:


C001	white gloss (standard)
C002	black gloss
C011	bahama beige gloss
C033	manhattan gloss
C040	whisper-blue gloss
C043	biscuit-pergamon gloss
C048	aegaeis gloss
C003	black matte
C058	white matte
C060	light gray matte
C061	dark gray matte
C062	anthracite matte
C063	brown matte
C065	light beige matte

### Special Colors:

C010	natural gloss
C044	capri gloss
C046	Greenwich gloss
C031	bermuda blue gloss
C068	dust matte
C067	silver matte
C069	cashmere matte
C070	stone matte
C066	graphite matte
C076	cream matte
C064	beige matte
C073	greige matte
C071	hazel matte
C075	taupe matte

# IAPMO RESEARCH AND TESTING, INC.

## CERTIFICATE OF LISTING



Issued To: Wilhelm Schmidlin AG

Effective Date: March 2024

File Number: 10318

Product: Enamelled Cast Iron and Enamelled Steel  
Plumbing Fixtures

Void After: March 2029

This certificate is not evidence of current listing. To verify listing status, visit the IAPMO R&T Product Listing Directory at [pld.iapmo.org](http://pld.iapmo.org)

### Available tile flange configurations:

TF00	No tile flange
TF01	Tile flange on 3 sides, drain left
TF02	Tile flange on 3 sides, drain right
TF03	Tile flanges right/back, drain left
TF04	Tile flanges right/back, drain right
TF05	Tile flange on 3 sides, drain center
TF06	Tile flanges left/back, drain center
TF07	Tile flanges right/back, drain center


\*Note: Other colors on request

### WASHBASINS:

Base Model	Description
2289-BBBB	ORBIS undermount
2266-BBBB	ORBIS drop-in
2272-BBBB	ORBIS drop-in
2267-BBBB	ORBIS drop-in
2261-BBBB	ORBIS drop-in
2281-BBBB	ORBIS vessel
2270-BBBB	ORBIS vessel
2283-BBBB	ORBIS vessel
2273-BBBB	ORBIS vessel
2222-BBBB	ORBIS counter-top
2188-BBBB	ORBIS counter-top
2193-BBBB	ORBIS counter-top
2198-BBBB	ORBIS counter-top
2163-BBBB	ORBIS counter-top
2175-BBBB	ORBIS counter-top

# IAPMO RESEARCH AND TESTING, INC.

## CERTIFICATE OF LISTING



Issued To: Wilhelm Schmidlin AG

Effective Date: March 2024

File Number: 10318

Product: Enamelled Cast Iron and Enamelled Steel  
Plumbing Fixtures


Void After: March 2029

This certificate is not evidence of current listing. To verify listing status, visit the IAPMO R&T Product Listing Directory at [pld.iapmo.org](http://pld.iapmo.org)

Base Model	Description
2189-BBBB	ORBIS counter-top
2213-BBBB	ORBIS counter-top
2194-BBBB	ORBIS wall-mounted
2223-BBBB	ORBIS wall-mounted
2208-BBBB	ORBIS wall-mounted
2191-BBBB	ORBIS wall-mounted
2178-BBBB	ORBIS wall-mounted
2207-BBBB	ORBIS wall-mounted
2204-BBBB	ORBIS wall-mounted
2224-BBBB	ORBIS wall-mounted
2192-BBBB	ORBIS wall-mounted
2209-BBBB	ORBIS wall-mounted
1908-BBBB	ORBIS VARIO drop-in
1829-BBBB	ORBIS VARIO drop-in
1891-BBBB	ORBIS VARIO drop-in
1919-BBBB	ORBIS VARIO counter-top
1889-BBBB	ORBIS VARIO counter-top
1785-BBBB	ORBIS VARIO counter-top
1791-BBBB	ORBIS VARIO wall-mounted
1898-BBBB	ORBIS VARIO wall-mounted
1813-BBBB	ORBIS VARIO wall-mounted
2275-BBBB	ORBIS-Mini wall-mounted
1368-BBBB	ORBIS-Mini counter-top
1239-BBBB	ORBIS-Mini drop-in
2285-BBBB	MERO undermount
2113-BBBB	MERO drop-in
2116-BBBB	MERO counter-top
2124-BBBB	MERO counter-top
2105-BBBB	MERO counter-top

# IAPMO RESEARCH AND TESTING, INC.

## CERTIFICATE OF LISTING



Issued To: Wilhelm Schmidlin AG

Effective Date: March 2024

File Number: 10318

Product: Enamelled Cast Iron and Enamelled Steel  
Plumbing Fixtures


Void After: March 2029

This certificate is not evidence of current listing. To verify listing status, visit the IAPMO R&T Product Listing Directory at [pld.iapmo.org](http://pld.iapmo.org)

Base Model	Description
2128-BBBB	MERO counter-top
2126-BBBB	MERO counter-top
2100-BBBB	MERO counter-top
2109-BBBB	MERO counter-top
2121-BBBB	MERO counter-top
2123-BBBB	MERO counter-top
2122-BBBB	MERO counter-top
2111-BBBB	MERO wall-mounted
2130-BBBB	MERO wall-mounted
2102-BBBB	MERO wall-mounted
2129-BBBB	MERO wall-mounted
2119-BBBB	MERO wall-mounted
2115-BBBB	MERO VARIO custom production
2154-BBBB	MERO VARIO custom production
2140-BBBB	MERO VARIO custom production
2120-BBBB	MERO VARIO custom production
2148-BBBB	MERO VARIO custom production
2159-BBBB	MERO VARIO custom production
2107-BBBB	MERO VARIO custom production
2156-BBBB	MERO VARIO custom production
2153-BBBB	MERO VARIO custom production
2260-BBBB	MERO MINI wall mount
2251-BBBB	MERO MINI wall mount
2257-BBBB	MERO MINI wall mount
2251-BBBB	MERO MINI wall mount
2286-BBBB	MERO MINI wall mount
2262-BBBB	MERO MINI wall mount
2252-BBBB	MERO MINI wall mount
2265-BBBB	MERO MINI wall mount

# IAPMO RESEARCH AND TESTING, INC.

## CERTIFICATE OF LISTING



Issued To: Wilhelm Schmidlin AG

Effective Date: March 2024

File Number: 10318

Product: Enamelled Cast Iron and Enamelled Steel  
Plumbing Fixtures


Void After: March 2029

This certificate is not evidence of current listing. To verify listing status, visit the IAPMO R&T Product Listing Directory at [pld.iapmo.org](http://pld.iapmo.org)

Base Model	Description
2254-BBBB	MERO MINI VARIO custom production
2269-BBBB	MERO MINI VARIO custom production
2279-BBBB	MERO MINI VARIO custom production
2264-BBBB	MERO MINI VARIO custom production
2253-BBBB	MERO MINI VARIO custom production
2304-BBBB	MERO MINI VARIO custom production
2101-BBBB	MERO EVO custom production
2104-BBBB	MERO EVO custom production
2155-BBBB	MERO EVO custom production
2143-BBBB	MERO EVO custom production
2150-BBBB	MERO EVO custom production
1121-BBBB	CONTURA counter-top
1021-BBBB	CONTURA counter-top
1188-BBBB	CONTURA counter-top
1351-BBBB	CONTURA counter-top
1013-BBBB	CONTURA drop-in
1282-BBBB	CONTURA drop-in
1725-BBBB	CONTURA drop-in
1226-BBBB	CONTURA drop-in
1066-BBBB	CONTURA wall-mounted
1410-BBBB	CONTURA wall-mounted
1232-BBBB	CONTURA wall-mounted
1431-BBBB	CONTURA wall-mounted
1576-BBBB	CONTURA wall-mounted
1495-BBBB	CONTURA wall-mounted
2278-BBBB	DUETT FRAME
<b>BBBB</b>	<b>indicates any 4 digit code representing a combination of the following parameters:</b>
<b>Range of sizes:</b>	
14"	Smallest width

# IAPMO RESEARCH AND TESTING, INC.

## CERTIFICATE OF LISTING



Issued To: Wilhelm Schmidlin AG

Effective Date: March 2024

File Number: 10318

Product: Enamelled Cast Iron and Enamelled Steel  
Plumbing Fixtures


Void After: March 2029

This certificate is not evidence of current listing.To verify listing status, visit the IAPMO R&T Product Listing Directory at [pld.iapmo.org](http://pld.iapmo.org)

BBBB indicates any 4 digit code representing a combination of the following parameters:	
Range of sizes:	
55"	Largest width
12"	Smallest depth
23"	Largest width
Standard Colors:	
C001	white gloss (standard)
C002	black gloss
C011	bahama beige gloss
C033	manhattan gloss
C040	whisper-blue gloss
C043	biscuit-pergamon gloss
C048	aegaeis gloss
C003	black matte
C058	white matte
C060	light gray matte
C061	dark gray matte
C062	anthracite matte
C063	brown matte
C065	light beige matte
Special Colors:	
C010	natural gloss
C044	capri gloss
C046	Greenwich gloss
C031	bermuda blue gloss
C068	dust matte
C067	silver matte
C069	cashmere matte
C070	stone matte
C066	graphite matte

# IAPMO RESEARCH AND TESTING, INC.

## CERTIFICATE OF LISTING



Issued To: Wilhelm Schmidlin AG

Effective Date: March 2024

File Number: 10318

Product: Enamelled Cast Iron and Enamelled Steel  
Plumbing Fixtures

Void After: March 2029

This certificate is not evidence of current listing. To verify listing status, visit the IAPMO R&T Product Listing Directory at [pld.iapmo.org](http://pld.iapmo.org)

### Special Colors:

C076	cream matte
C064	beige matte
C073	greige matte
C071	hazel matte
C075	taupe matte

### Available hole configurations:

OH0	no overflow hole
OH1	1¼" overflow hole
FH0	no faucet hole
FH1	single hole faucet
FH2	holes for 3-hole faucet (4")
FH3	holes for 3-hole faucet (8")
SDH2	Soap dispenser hole
TPD1	Tissue paper dispenser

\*Note: Other colors on request


### SHOWER BASES:

Base Model	Description
2284-BBBB	Shower base super flat
2271-BBBB	Shower base super flat Custom Production
2277-BBBB	Shower base super flat Custom Production
2282-BBBB	Shower base flat Custom Production
2259-BBBB	Shower base flat
2255-BBBB	Shower base flat
BBBB	indicates any 4 digit code representing a combination of the following parameters:
Range of sizes:	
30"	Smallest length



# IAPMO RESEARCH AND TESTING, INC.

## CERTIFICATE OF LISTING



Issued To: Wilhelm Schmidlin AG

Effective Date: March 2024

File Number: 10318

Product: Enamelled Cast Iron and Enamelled Steel  
Plumbing Fixtures


Void After: March 2029

This certificate is not evidence of current listing. To verify listing status, visit the IAPMO R&T Product Listing Directory at [pld.iapmo.org](http://pld.iapmo.org)

BBBB indicates any 4 digit code representing a combination of the following parameters:	
Range of sizes:	
60"	Largest length
30"	Smallest width
40"	Largest width
Standard Colors:	
C001	white gloss (standard)
C002	black gloss
C011	bahama beige gloss
C033	manhattan gloss
C040	whisper-blue gloss
C043	biscuit-pergamon gloss
C048	aegaeis gloss
C003	black matte
C058	white matte
C060	light gray matte
C061	dark gray matte
C062	anthracite matte
C063	brown matte
C065	light beige matte
Special Colors:	
C010	natural gloss
C044	capri gloss
C046	Greenwich gloss
C031	bermuda blue gloss
C068	dust matte
C067	silver matte
C069	cashmere matte
C070	stone matte
C066	graphite matte

# IAPMO RESEARCH AND TESTING, INC.

## CERTIFICATE OF LISTING



Issued To: Wilhelm Schmidlin AG

Effective Date: March 2024

File Number: 10318

Product: Enamelled Cast Iron and Enamelled Steel  
Plumbing Fixtures

Void After: March 2029

This certificate is not evidence of current listing. To verify listing status, visit the IAPMO R&T Product Listing Directory at [pld.iapmo.org](http://pld.iapmo.org)

### Special Colors:

C076	cream matte
C064	beige matte
C073	greige matte
C071	hazel matte
C075	taupe matte

### Available tile flange configurations:

TF00	No tile flange
TF01	Tile flange on 3 sides, drain left
TF02	Tile flange on 3 sides, drain right
TF03	Tile flanges right/back, drain left
TF04	Tile flanges right/back, drain right
TF05	Tile flange on 3 sides, drain center
TF06	Tile flanges left/back, drain center
TF07	Tile flanges right/back, drain center

\*Note: Other colors on request