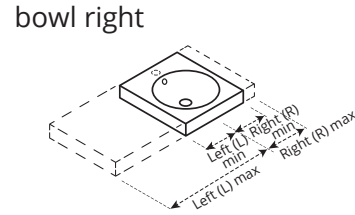
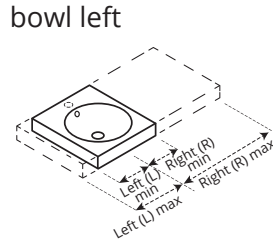
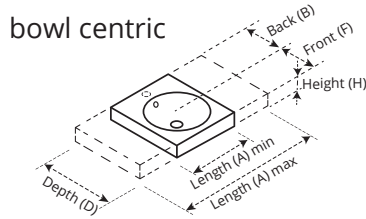


# Order Form ORBIS VARIO

P.O.: \_\_\_\_\_ Date: \_\_\_\_\_ Distributor: \_\_\_\_\_



On washbasins without an overflow hole we recommend using a grid drain that can't be closed.  
 Diameter of washbasins drain hole: 1 3/4" | Diameter of washbasins faucet hole: 1 1/4"

Dimensional definition is possible in 1/2 inch steps.

**Bowl centric**

- Washbasin height H  1/2" drop-in  1 1/2" counter-top  3 1/8" counter-top  4 7/8" wall-mount
- Washbasin length A \_\_\_\_\_ inch (min 17", max 31 1/2")
- Washbasin depth D \_\_\_\_\_ inch (min 17", max 23")
- Bowl front position F \_\_\_\_\_ inch (min 8 1/2")
- Bowl back position B \_\_\_\_\_ inch (min 8 1/2")
- Special requests \_\_\_\_\_

$D = B + F$

**Bowl left or right**

- Washbasin height H  1/2" drop-in  1 1/2" counter-top  3 1/8" counter-top  4 7/8" wall-mount
- Washbasin length A \_\_\_\_\_ inch (min 17", max 31 1/2")
- Bowl left position L \_\_\_\_\_ inch (min 8 5/8", max 11")
- Bowl right position R \_\_\_\_\_ inch (min 8 5/8", max 11")
- Washbasin depth D \_\_\_\_\_ inch (min 17", max 23")
- Bowl front position F \_\_\_\_\_ inch (min 8 1/2")
- Bowl back position B \_\_\_\_\_ inch (min 8 1/2")
- Special requests \_\_\_\_\_

$A = L + R$

$D = B + F$

**Options**

- Color:  white gloss  white matte  black gloss  black matte  anthracite matte  dark gray matte  light gray matte
- Fast delivery (2 weeks from order to delivery /+ \$100)
- CLEANEFFECT ( + \$86)
- Tissue paper dispenser (only on 4 7/8" wall mounted models / +\$258)
- Special support bars under washbasins (please describe in detail)
- 1 faucet hole (D ≥ 19 1/2", when D < 19 1/2" faucet hole in corner)
- 3 faucet holes (D ≥ 19 1/2" / + \$166)
- Hole for soap dispenser (+ \$81)
- Custom-made round hole (+ \$134)

**Accessories**

- Schmidlin soap dispenser (\$232)
- Overflow and drain set (\$158)
- Reinforcement flange for faucet installation (\$5)
- ELEMENT magnetic towel holder (\$352)
- ELEMENT magnetic soap dispenser (\$197)
- ELEMENT magnetic glass holder (\$107)
- ELEMENT magnetic soap dish (\$110)
- ELEMENT magnetic candle holder (\$89)

Distributor Signature: \_\_\_\_\_

**Important:** Please allow for a tolerance of up to 1/4" for bowl placement and overall dimensions.  
 Send this form with the P.O. to: [order@schmidlin.ch](mailto:order@schmidlin.ch)  
 Carefully review inside vanity specifications to ensure that there is proper clearance to accommodate the bowl, drain and optional integrated overflow, if applicable. Please take into consideration the thickness of material under the counter-top when positioning sink bowl, using a deck-mounted faucet or when adding an overflow and drain set.